



lumini Solucoes em Iluminacao LTDA
www.lumini.com.br
Email: laboratorio@lumini.com.br
Tel: +55 11 3437-5555 Fax: +55 11 3437-5555
Address: Rua Ferreira Viana, 716 - Socorro - São Paulo/SP

lumini

LumCAT:

Luminaire: super track concentra 30 serie 2 fc

LampCAT: modulo led 8W 30K irc 90

Ballast type:

Report No:

Voltage(V): 127.0000

Test No:

Current(A): 0.0730

Number of Lamps: 1

Power (W): 9.2400

Lamp flux(lm): 1060.0

PF: 0.9990

Length(mm): 250

Width(mm): 25

Phm Type: C

Height(mm): 0

Photometric Results

Lumens(lm): 714.01, Efficiency(%): 67.36% , Luminous Efficacy(lm/W): 77.27

Central intensity(cd): 4093.246, Maximum intensity(cd): 4093.246

Angle of maximum intensity: $C=0.0$ $\gamma=0.0$

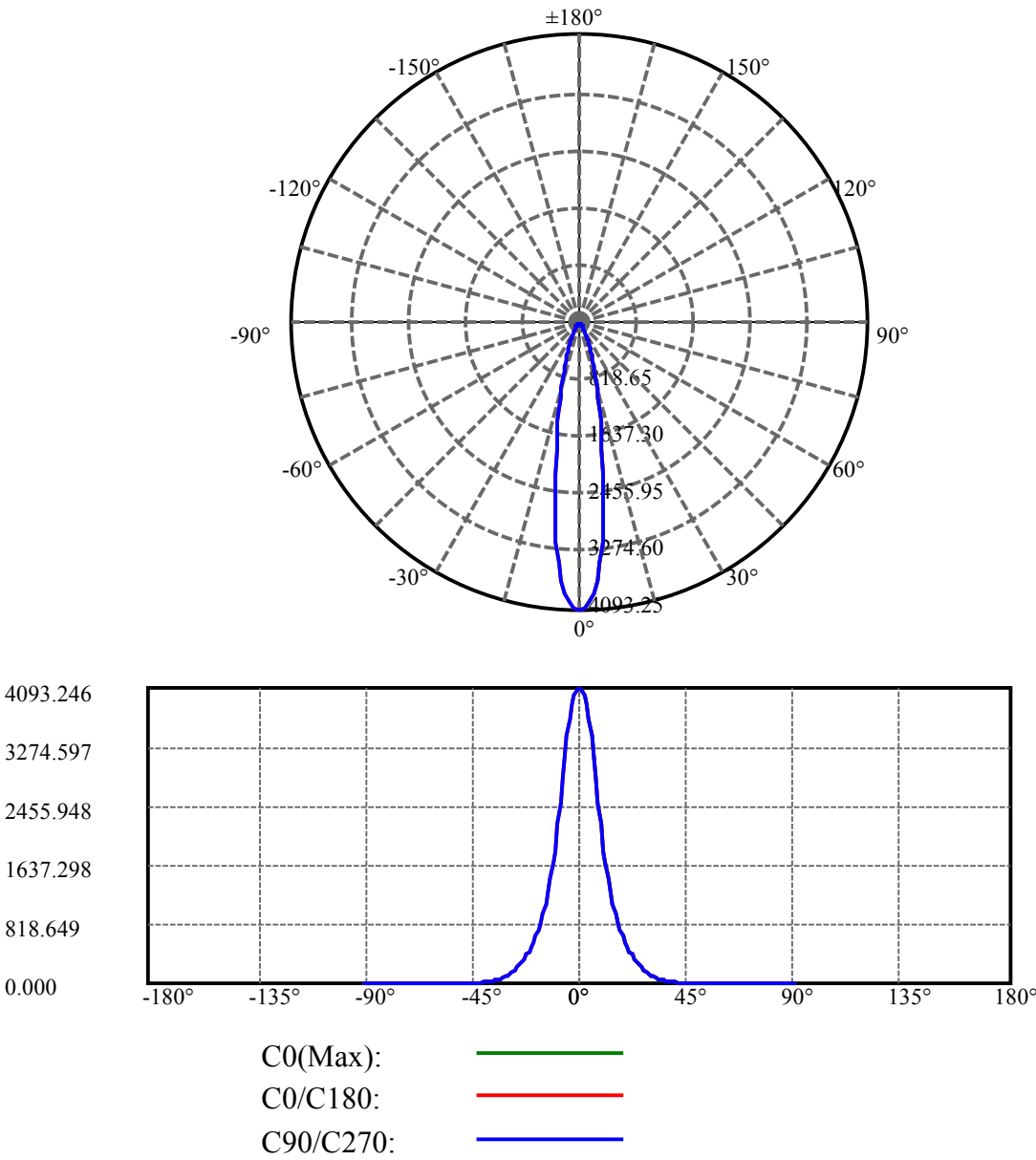
Beam angle of C0 plane : 18.84

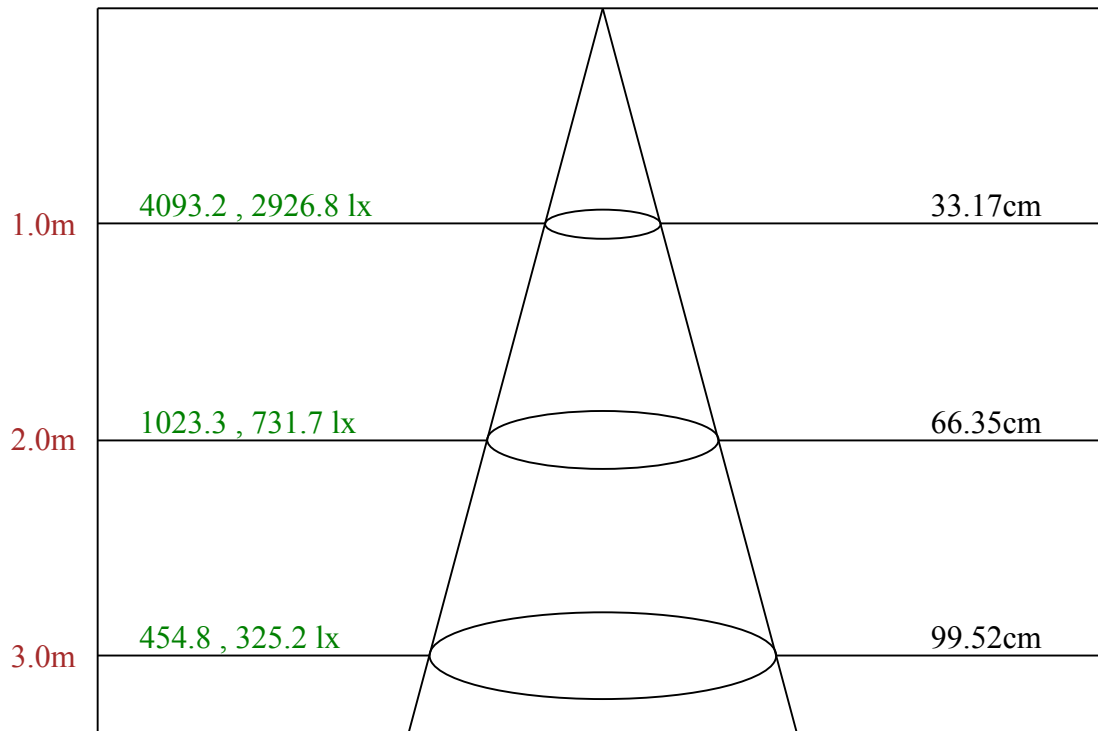
Average BeamAngle(IEC 61341): 18.84

Equipment: equipamento lumini
Temperature(°C): 25.5

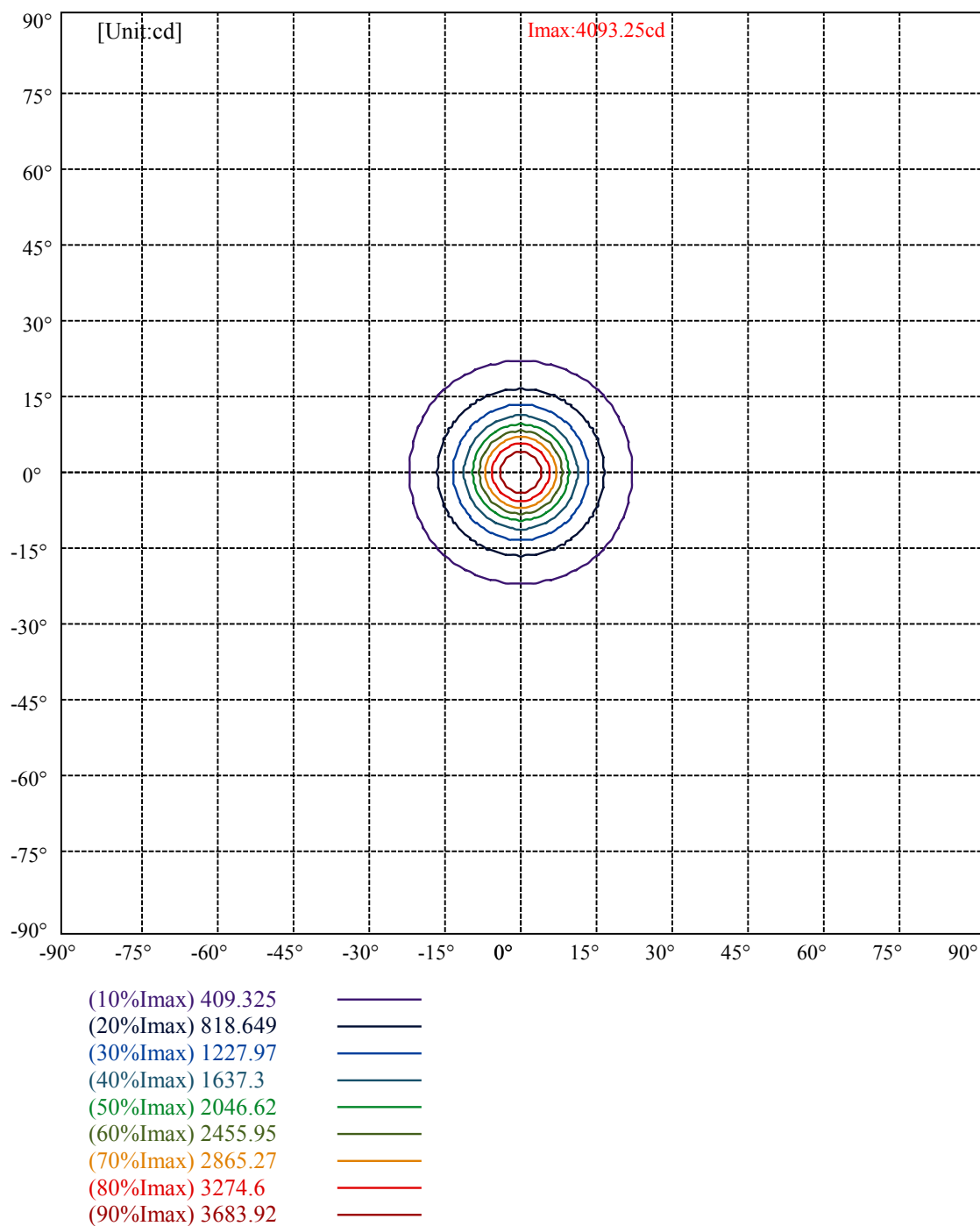
Date: 8/26/2024
Humidity(%): 55.0%

Operator: 01
Distance(m): 6.90





Max , Ave Beam angle of C0 plane 18.84



lumini

Luminance Limiting Curve(no luminous side)

Appendix Page: 5 Total:6

Luminance Table

γ	45	50	55	60	65	70	75	80	85
C0	1648	1141	642	651	764	935	1244	1842	3627
C45	1648	1141	642	651	764	935	1244	1842	3627
C90	1648	1141	642	651	764	935	1244	1842	3627

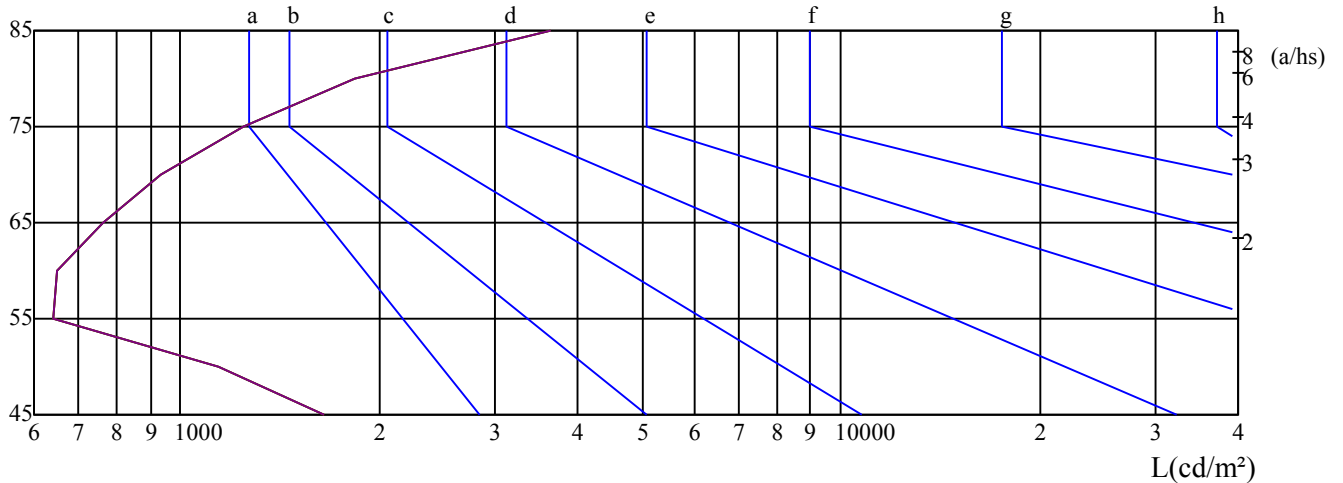
L(Hor)(65)	L(Ver)(65)	L45(65)	L(Hor)(75)	L(Ver)(75)	L45(75)	L(Hor)(85)	L(Ver)(85)	L45(85)
764	764	764	1244	1244	1244	3627	3627	3627

Glare Table

Glare	Quality	Service Values Illuminance(lx)							
1.15	A	2000	1000	500	≤ 300				
1.5	B		2000	1000	500	≤ 300			
1.85	C			2000	1000	500	≤ 300		
2.2	D				2000	1000	500	≤ 300	
2.55	E					2000	1000	500	≤ 300
		a	b	c	d	e	f	g	h

Luminance Limiting Curve

$\gamma(^{\circ})$



C0 ———

C45 ———

C90 ———

Equipment: equipamento lumini
Temperature($^{\circ}\text{C}$): 25.5

Date: 8/26/2024
Humidity(%): 55.0%

Operator: 01
Distance(m): 6.90

Illumination assessment according UGR											
Rf of Ceiling		70	70	50	50	30	70	70	50	50	30
Rf of Wall		50	30	50	30	30	50	30	50	30	30
Rf of Floor		20	20	20	20	20	20	20	20	20	20
Room dimensions		Viewed crosswise					Viewed endwise				
X	Y										
2H	2H	6.06	6.97	6.42	7.28	7.59	6.35	7.26	6.71	7.57	7.88
	3H	6.29	7.10	6.68	7.44	7.78	6.58	7.38	6.96	7.72	8.07
	4H	6.64	7.39	7.04	7.74	8.11	6.92	7.67	7.32	8.02	8.39
	6H	7.32	8.00	7.74	8.38	8.78	7.61	8.29	8.03	8.67	9.07
	8H	7.84	8.49	8.26	8.88	9.29	8.13	8.78	8.55	9.17	9.58
	12H	8.57	9.18	8.99	9.58	9.99	8.84	9.45	9.26	9.85	10.27
4H	2H	5.87	6.62	6.27	6.97	7.34	6.15	6.90	6.55	7.25	7.62
	3H	6.29	6.92	6.72	7.31	7.73	6.55	7.18	6.98	7.57	7.99
	4H	6.91	7.45	7.35	7.87	8.32	7.17	7.71	7.60	8.13	8.58
	6H	7.89	8.36	8.36	8.82	9.27	8.15	8.62	8.62	9.08	9.53
	8H	8.65	9.09	9.13	9.55	10.02	8.91	9.35	9.40	9.81	10.29
	12H	9.64	10.05	10.14	10.50	11.03	9.89	10.29	10.38	10.75	11.27
8H	4H	7.12	7.56	7.61	8.02	8.50	7.35	7.79	7.84	8.25	8.73
	6H	8.42	8.78	8.93	9.26	9.78	8.65	9.01	9.16	9.49	10.00
	8H	9.47	9.77	10.00	10.29	10.79	9.69	9.99	10.23	10.52	11.01
	12H	10.75	10.97	11.30	11.49	12.02	10.95	11.18	11.50	11.70	12.22
12H	4H	7.21	7.61	7.70	8.07	8.59	7.43	7.83	7.92	8.29	8.81
	6H	8.68	8.98	9.21	9.50	10.00	8.88	9.18	9.42	9.71	10.21
	8H	9.80	10.03	10.35	10.55	11.07	10.01	10.23	10.56	10.75	11.28
Variation with the observer position at spacings:											
S = 1.0H		4.4/-3.2					4.4/-3.2				
S = 1.5H		5.5/-2.4					5.5/-2.4				
S = 2.0H		6.1/-2.0					6.1/-2.0				
Standard tables:		BKBF					BKBF				
Uncorrected UGR		-6.3					-6.3				

依据CIE Publ. 117 计算 UGR, S/H = 0.25